



2014

2015

2016

2017

2018

2019

2020



2

FINANCIAL AND PERFORMANCE HIGHLIGHT

**Ikhtisar Kinerja
Keuangan dan
Performa Usaha**

IKHTISAR KEUANGAN

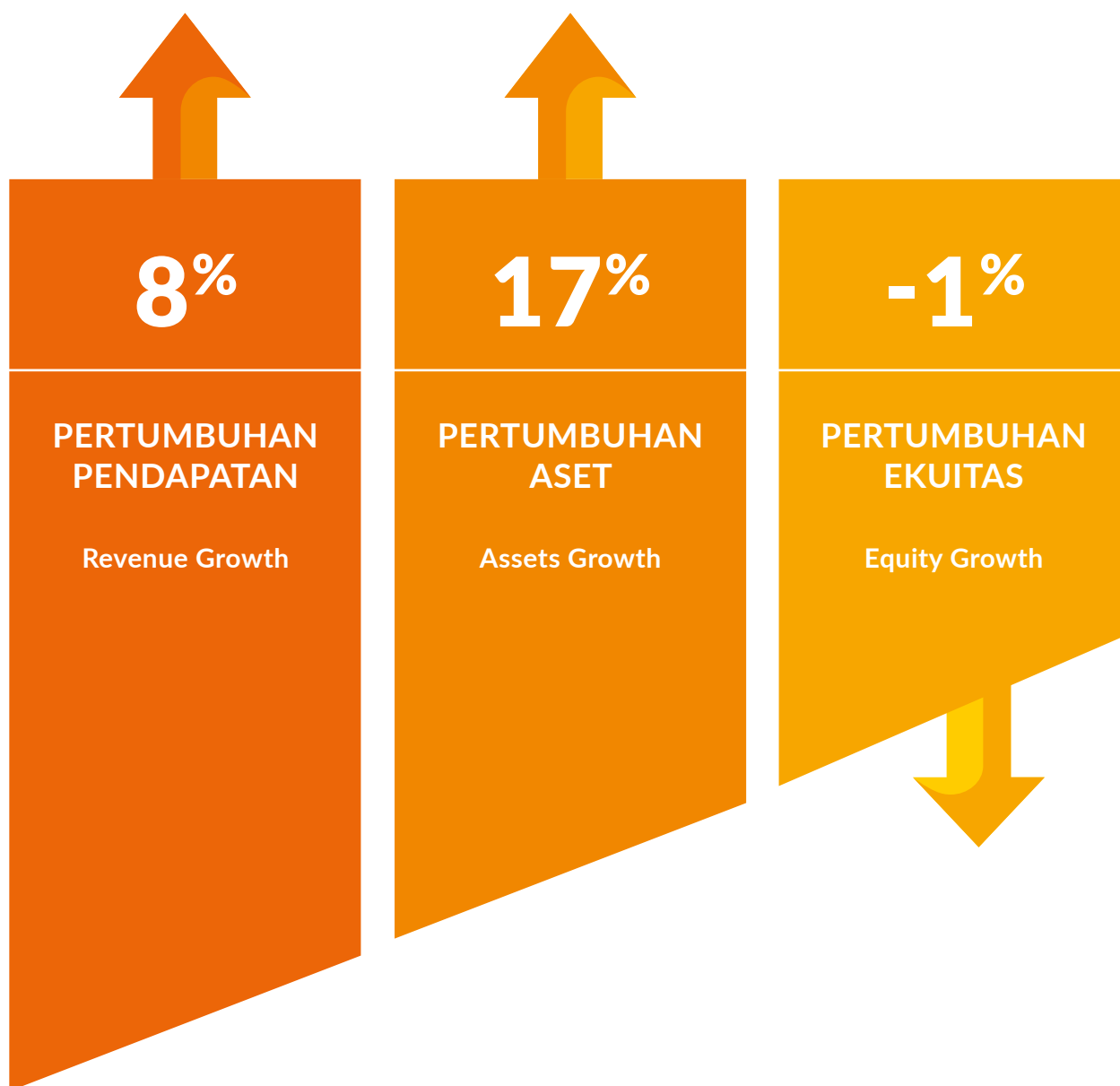
Financial Highlights

Dalam Jutaan Rupiah (kecuali dinyatakan lain) / In Millions Rupiah (except stated otherwise)

Kinerja Neraca Balance Sheet	2020	2019	2018
Aset Lancar Current Assets	774.438	898.564	1.077.472
Aset Tidak Lancar Non Current Assets	7.025.365	5.754.410	4.946.139
Jumlah Aset Total Assets	7.799.803	6.652.974	6.023.611
Kewajiban Lancar Current Liabilities	2.818.011	1.813.323	1.095.579
Kewajiban Tidak Lancar Non Current Liabilities	359.078	183.236	176.933
Ekuitas Equity	4.622.714	4.656.415	4.751.099
Kinerja Usaha Operating Performance			
Pendapatan Revenue	4.047.964	3.755.262	3.728.364
Beban Pokok Pendapatan* Cost of Revenues*	868.743	747.703	774.797
Biaya Operasional* Operating Expenses*	870.007	829.990	1.092.276
Penyusutan dan Amortisasi Depreciation and Amortization	931.146	775.163	718.810
Laba Tahun Berjalan Profit for the Year	941.707	894.531	788.918
Laba Tahun Berjalan yang dapat diatribusikan ke : Profit for the Year attributable to :			
Pemilik Entitas Induk Owners of the Parent	941.706	894.531	788.918
Kepentingan Non-Pengendali Non-Controlling Interest	1	-	-
Jumlah Laba Tahun Berjalan Total Profit for the Year	941.707	894.531	788.918
Jumlah Penghasilan Komprehensif lain Tahun Berjalan yang dapat diatribusikan ke: Total Other Comprehensive Income for the Year attributable to:			
Pemilik Entitas Induk Owners of the Parent	959.415	888.748	803.997
Kepentingan Non-Pengendali Non-Controlling Interest	1	-	-
Jumlah Penghasilan Komprehensif lain Tahun Berjalan Total Other Comprehensive Income for the Year	959.416	888.748	803.997
Laba per Saham Dasar (Rupiah penuh) Basic Earnings per Share (Rupiah full amount)	340	311	269

* Tidak Termasuk Beban Penyusutan dan Amortisasi

* Excluding Depreciation and Amortization



PREFACE
Pendahuluan

FINANCIAL &
PERFORMANCE
HIGHLIGHT
Ikhtisar Kinerja Keuangan
& Performa Usaha

MANAGEMENT
REPORT
Laporan
Manajemen

COMPANY
PROFILE
Profil
Perusahaan

MANAGEMENT
DISCUSSION AND
ANALYSIS
Analisa Dan
Pembahasan Manajemen

CORPORATE
GOVERNANCE
Tata Kelola
Perusahaan

CORPORATE SOCIAL
RESPONSIBILITY
Tanggung Jawab
Sosial Perusahaan

CROSS REFERENCES
SEOJK 30-2016
Referensi Silang
SEOJK 30-2016

Rasio % Ratio %	2020	2019	2018
Marjin Laba Tahun Berjalan Profit for The Year Margin	23,26	23,82	21,16
Rentabilitas Modal Return on Equity	20,37	19,21	16,60
Rentabilitas Aset Return on Assets	12,07	13,45	13,10
Rasio Lancar Current Ratio	27,48	49,55	98,35
Rasio Kewajiban terhadap Ekuitas Liabilities to Equity Ratio	68,73	42,88	26,78
Rasio Utang Bersih terhadap Ekuitas Net Debt to Equity Ratio	30,29	12,73	-10,51
Rasio Kewajiban terhadap Aset Liabilities to Assets Ratio	40,73	30,01	21,13

IKHTISAR BISNIS DAN OPERASIONAL

Business and Operational Highlights



102
HD

HomeCable

Layanan televisi berlangganan melalui kabel yang menyiarkan berbagai variasi program dengan 129 kanal kualitas SD, 102 kanal kualitas HD dan 4 kanal kualitas 4K.

The subscription television service via cable airing various programs which 129 channels in SD quality, 102 channels come in HD quality and 4 channel come in 4K quality.



1
Gbps

FastNet

Pelayanan internet super cepat untuk para *netizen* yang membutuhkan koneksi tanpa batas dalam mengakses, mengunduh dan mengunggah data dan informasi, dengan kecepatan mencapai 1 Gbps.

Super-fast internet services for netizens who require seamless connection for accessing, downloading and uploading data and information, with speed up to 1 Gbps.



2.340
subscribers

FirstMedia Business

Layanan untuk korporasi, dimana jaringannya hadir di 2.340 *subscribers* di wilayah DKI Jakarta. Layanan FirstMedia Business merupakan mitra terbaik bagi seluruh korporasi.

Services for corporations, with network present in 2,340 subscribers in Jakarta. FirstMedia Business is an ideal partner for corporations.



16.265
km

Fiber Optic

Jaringan kabel berbasis serat optik yang menjadi tulang punggung konektivitas data dan informasi mencapai 16.265 Km.

Fiber optic cable network which serves as the backbone for data and information connectivity and measures 16,265 Km in length.



16.072
km

Coaxial Cable

Jaringan kabel berbasis tembaga yang menjadi jalur penghubung masyarakat atau hunian dengan data dan informasi yang mencapai 16.072 Km.

Copper-based cable network which is the main link for data and information to the residents or households and measures 16,072 km in length.



2.68
millions


Homes Passed

Jumlah jaringan HFC (*Hybrid Fiber-Coaxial*) Perseroan yang terhubung ke setiap hunian atau rumah yang mencakup 2,68 juta *homes passed*.

The HFC network (Hybrid Fiber-Coaxial) connects the Company to any dwelling or home which now numbers 2.68 million homes passed.

IKHTISAR BISNIS DAN OPERASIONAL

Business and Operational Highlights




817 K
subscribers




839 K
subscribers




2.340
subscribers



16.265
km



16.072
km



2.68
millions

Indikator Indicator	Satuan Unit	2020	2019	2018
Pelanggan HomeCable HomeCable's Customer	Pelanggan (ribu) Subscribers (thousand)	817	645	575
Pelanggan FastNet FastNet's Customer	Pelanggan (ribu) Subscribers (thousand)	839	668	595
Pelanggan Enterprise Enterprise Customer	Pelanggan (perusahaan) Subscribers (company)	2.340	2.481	2.449
Fiber Optic Cable	Km	16.265	14.517	12.537
Coaxial Cable	Km	16.072	15.738	15.153
Homes Passed	Juta Millions	2,68	2,47	2,20



Streaming Film Blockbuster & Nonton Marathon semua episode TV series favorit Anda, dimana saja dan kapan saja. Bebas nonton dengan kendali Anda menggunakan layanan streaming First Media.

FIRSTMEDIA X

#GAPERNAH MATI GAYA

NONTON FILM FAVORIT KAPANPUN & DIMANAPUN

DOWNLOAD NOW!

Available on the **App Store** and **Google play**

STREAM YOUR FAVORITE TV MOMENTS WITH LIVE TV

Rp 10.000 /MONTH

GRATIS 3 BULAN BERLANGGANAN

JOKER

STREAM BLOCKBUSTER MOVIES & LIFETIME HBO ORIGINAL TV SERIES

BOX OFFICE Rp **100.000** /MONTH

HBO PACK Rp **75.000** /MONTH

HBO GO ENJOY HBO MOVIES ANYTIME ANYWHERE!

DOWNLOAD NOW! **App Store** **Google play**

GRATIS 2 BULAN BERLANGGANAN

PENINSULA

STREAM THE BEST BLOCKBUSTER 90 DAYS AFTER THEATRE RELEASE

MOVIE LOVERS UNLIMITED

Rp **31.800** /MONTH

CP SENSASI BIOSKOP DIRUMAH DENGAN **CATCHPLAY+**

viu COMING SOON...

IKHTISAR KINERJA SAHAM

Share Performance Highlights

Kinerja Saham Share Performance	2020	2019	2018
Laba per Saham Dasar (Rp) Basic Earnings per Share (Rp)	340	311	269
Jumlah Saham yang Beredar (Saham) Outstanding Shares (Shares)	2.863.195.484	2.863.195.484	3.042.649.384
Jumlah Saham Rata-rata Tertimbang (Saham) Weighted Average Shares (Shares)	2.762.077.176	2.875.371.069	2.927.969.817
Nilai Buku per Saham (Rp) Book Value per Share (Rp)	1.674	1.619	1.623

Harga Saham 2020 (per kuartal) Share Price 2020 (per quarter)	I	II	III	IV
Tertinggi (Rp) Highest	4.000	3.000	2.400	2.840
Terendah (Rp) Lowest	2.530	2.240	1.755	1.765
Penutupan (Rp) Closing	2.630	2.250	1.765	2.410
Volume (Saham) Volume (Share)	108.085.200	61.827.500	194.644.000	574.439.100
Kapitalisasi Pasar (milyar) Market Capitalization (billion)	7.264	6.215	4.875	6.657

Harga Saham 2019 (per kuartal) Share Price 2019 (per quarter)	I	II	III	IV
Tertinggi (Rp) Highest	4.910	4.550	4.800	4.500
Terendah (Rp) Lowest	4.120	3.820	3.850	3.850
Penutupan (Rp) Closing	4.490	4.250	4.100	3.960
Volume (Saham) Volume (Share)	33.837.114	57.705.994	86.505.536	44.310.356
Kapitalisasi Pasar (milyar) Market Capitalization (billion)	13.067	12.262	11.805	11.484

Harga Saham 2018 Share Price 2018	I	II	III	IV
Tertinggi (Rp) Highest	6.000	5.625	4.450	5.400
Terendah (Rp) Lowest	5.000	4.230	4.030	4.020
Penutupan (Rp) Closing	5.225	4.390	4.200	4.900
Volume (Saham) Volume (Share)	145.771.606	387.910.641	97.218.657	64.368.919
Kapitalisasi Pasar (milyar) Market Capitalization (billion)	15.443	12.806	12.231	14.628

IKHTISAR DIVIDEN

Dividend Highlights

Sesuai dengan keputusan dalam Agenda Kedua Rapat Umum Pemegang Saham Tahunan Perseroan yang diadakan pada hari Selasa, tanggal 9 Juni 2020, Perseroan menetapkan pembagian dividen final tunai Tahun Buku 2019.

In accordance with the resolution of the Second Agenda for the Annual General Meeting of Shareholders of the Company held on Tuesday, June 9, 2020 the Company set the cash final dividend distribution for the Fiscal Year of 2019.

Rasio Pembayaran* | Payments Ratio* : 55 %

Dividen per lembar | Dividend per Share : Rp.178,80

Jumlah Dividen | Amount of Dividend : Rp.491.992.417.228

Tanggal Keputusan | Resolution Date : 9 Juni 2020

Tahun Dividen | Dividend Year : 2019

Catatan / Notes:

*Rasio pembayaran merupakan persentase laba yang dibayar ke pemegang saham sebagai dividen

*Payments ratio is percentage of profit which paid to the shareholders as a dividend

STRUKTUR KEPEMILIKAN SAHAM

Shareholders' Structure

Struktur Kepemilikan Saham Per 31 Desember 2020
Shareholder's Structure Per December 31, 2020

Pemegang Saham Shareholders	Pemegang Saham Shareholders	Jumlah Nilai Nominal @Rp100 per saham (Rp) Nominal Value @Rp100 per shares (IDR)	%
Modal Dasar Authorized Capital	8.040.000.000	804.000.000.000	
Pemegang Saham dengan kepemilikan ≥ 5% Shareholders With Ownership ≥ 5%			
Asia Link Dewa Pte Ltd	1.017.766.198	101.776.619.800	35,55
PT First Media Tbk	798.969.286	79.896.928.600	27,90
UBS AG LDN Branch-UBS AG London	183.928.382	18.392.838.200	6,42
Pemegang Saham dengan kepemilikan < 5% Shareholders With Ownership < 5%			
Masyarakat	750.917.118	75.091.711.800	26,23
Saham Treasury Treasury Stock	111.614.500	11.161.450.000	3,90
Jumlah Modal Ditempatkan & Disetor Penuh Number of Issued and Paid-Up Capital	2.863.195.484	286.319.548.400	100,00
Jumlah Saham dalam Portopel Number of Shares in the Portfolio	5.176.804.516	517.680.451.600	

PREFACE
Pendahuluan

FINANCIAL &
PERFORMANCE
HIGHLIGHT
Ikhtisar Kinerja Keuangan
& Performa Usaha

MANAGEMENT
REPORT
Laporan
Manajemen

COMPANY
PROFILE
Profil
Perusahaan

MANAGEMENT
DISCUSSION AND
ANALYSIS
Analisa Dan
Pembahasan Manajemen

CORPORATE
GOVERNANCE
Tata Kelola
Perusahaan

CORPORATE SOCIAL
RESPONSIBILITY
Tanggung Jawab
Sosial Perusahaan

CROSS REFERENCES
SEOJK 30-2016
Referensi Silang
SEOJK 30-2016